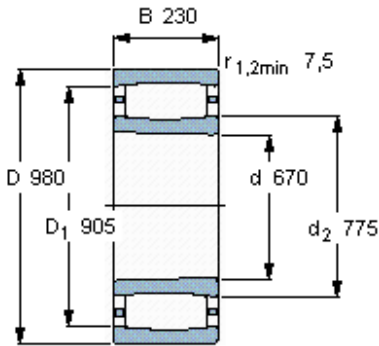
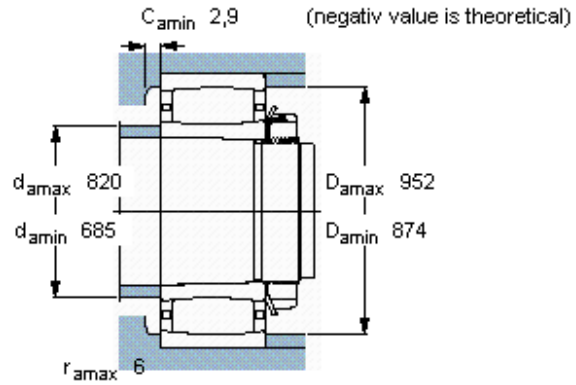
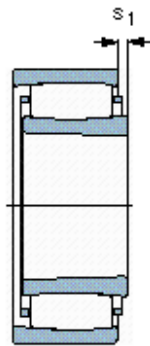


CARB toroidal roller bearings, cylindrical and tapered bore

Principal dimensions			Basic load ratings		Speed ratings		Designation	
d	D	B	dynamic C	static C0	Reference speed	Limiting speed	* SKF Explorer bearing	** Check availability
mm			kN		r/min		-	
670	980	230	8150	16300	430	600	C 30/670 KM *	-



Tapered bore, taper
1: 12



Axial displacement s_1	41,1
Misalignment factor k_1	0,121
Operating clearance factor k_2	0,101